




Result Categorie

Website: <http://www.kraftmanchronotiming.be>

Categorie: D CAD


PCat	Naam	School	Nr	Categorie	#		#		#		#	Finish	PL.Alg
1	POISQUET PAULIEN	Viih Tong	263	D CAD	1 *	0:04:08	51	0:22:11	106	0:08:17	1	0:34:36	66
2	TITS NANOUCK	Ka St-truid	204	D CAD	2 *	0:04:54	84	0:23:34	151	0:07:29	2	0:35:57	88
3	HOEN BABETTE	Sjb Genk	73	D CAD	3 *	0:03:07	6	0:24:09	166	0:09:36	3	0:36:52	104
4	POISQUET MARIE	Viih Tong	262	D CAD	4	0:04:07	48	0:22:50	124	0:10:01	4	0:36:58	108
5	MIGGELSEN MICHELLE	Sjb Genk	34	D CAD	5	0:05:53	144	0:22:09	104	0:09:01	5	0:37:03	110
6	AUGUSTIJNS LUKA	Spcl	216	D CAD	6	0:05:07	103	0:23:40	155	0:08:21	6	0:37:08	114
7	KNEVELS ESTHER	Db Genk	13	D CAD	7	0:04:52	83	0:23:13	141	0:09:33	7	0:37:38	120
8	DEGREEF HANNE	Ka St-truid	163	D CAD	8	0:08:49	207	0:20:35	49	0:08:52	8	0:38:16	136
9	MEERMANS KATLEEN	Sjb Genk	18	D CAD	9	0:05:14	112	0:20:40	51	0:13:47	9	0:39:41	159
10	BEERTENS LORE	Sjb Genk	52	D CAD	10	0:04:54	87	0:23:25	146	0:11:41	10	0:40:00	163
11	VERWICHTE MAUREEN	Db Genk	38	D CAD	11	0:03:06	5	0:24:07	165	0:13:13	11	0:40:26	166
12	AIT BAHAOUIDDER SORAYA	Db Genk	39	D CAD	12	0:05:57	146	0:23:06	139	0:11:24	12	0:40:27	167
13	VAN GENEUGDEN KIARA	Db Genk	22	D CAD	13	0:05:34	134	0:21:41	87	0:13:30	13	0:40:45	170
14	BAUDUIN TINE	Db Genk	40	D CAD	14	0:03:36	24	0:24:27	173	0:12:57	14	0:41:00	172
15	FAKIOLAS ANOUK	Sjb Genk	10	D CAD	15	0:04:46	77	0:26:21	205	0:10:23	15	0:41:30	176
16	VERHEYDEN JANA	Sjb Genk	49	D CAD	16	0:05:14	110	0:24:17	168	0:12:01	16	0:41:32	177
17	WYNANT GITTA	Ia Peer	249	D CAD	17	0:05:26	125	0:25:44	198	0:10:30	17	0:41:40	180
18	HAWINKEL JADE	Db Genk	54	D CAD	18	0:05:03	97	0:22:43	117	0:14:38	18	0:42:24	190
19	LOOS AMBER	Ia Peer	208	D CAD	19	0:09:24	216	0:24:51	179	0:09:23	19	0:43:38	200
20	PRUDHOMME ZARA	Ka St-truid	195	D CAD	20	0:07:29	188	0:25:44	197	0:11:02	20	0:44:15	205
21	COSTADURA DEBORAH	Sjb Genk	65	D CAD	21	0:06:09	154	0:27:19	212	0:11:26	21	0:44:54	208
22	BROERS CHARLOTTE	Db Genk	5	D CAD	22	0:05:37	136	0:26:45	211	0:13:20	22	0:45:42	212
23	KERKHOFS LOTTE	Ia Peer	264	D CAD	23	0:09:31	219	0:25:48	199	0:10:54	23	0:46:13	215
24	BYLOIS JOLIEEN	Sjb Genk	60	D CAD	24	0:06:15	158	0:27:42	215	0:12:52	24	0:46:49	217
25	SCHAELEN LISELORE	Ia Peer	266	D CAD	25	0:09:27	217	0:27:43	216	0:11:10	25	0:48:20	218
26	TCHEKUYEVA GADISCH	Ka St-truid	189	D CAD	26	0:09:30	218	0:29:16	219	0:11:03	26	0:49:49	220
27	CLAES CHARLOTTE	Ia Peer	267	D CAD	27	0:10:49	222	0:27:19	213	0:11:50	27	0:49:58	221
28	GIELEN BETH	Ia Peer	273	D CAD	28	0:06:58	179	0:32:12	222	0:12:30	28	0:51:40	222
	WINTERS SIGRID	Ia Peer	272	D CAD		0:04:28		0:35:12		0:05:12		0:34:28	DQF

Categorie: D MIN




PCat	Naam	School	Nr	Categorie	#		#		#		#	Finish	PL.Alg
1	AICHA DAVID	Spc Leuve	224	D MIN	1 *	0:02:59	1	0:21:44	89	0:08:23	1	0:35:54	86
2	SWINNEN MARIE-LIEN	Ia Peer	250	D MIN	2 *	0:03:21	13	0:25:07	188	0:10:29	2	0:38:57	147
3	VANLOON LIEN	Spc Leuve	225	D MIN	3 *	0:05:45	142	0:21:48	91	0:11:38	3	0:39:11	151
4	DRIESEN MARIE-KATRIEN	Viih Tong	143	D MIN	4	0:04:03	46	0:25:53	201	0:09:24	4	0:39:20	154
5	CORNELIS LAURA	Salco Haas	255	D MIN	5	0:07:41	191	0:25:14	190	0:08:37	5	0:41:32	178






Categorie: D OPEN

PCat	Naam	School	Nr	Categorie	#		#		#		#	Finish	PL.Alg
1	LOOIJER JOANY	Ka St-truid	215	D OPEN	1 *	0:03:57	42	0:21:15	72	0:07:50	1	0:33:02	33
2	MARTENS SANDRA	Ka St-truid	213	D OPEN	2 *	0:05:03	96	0:24:42	178	0:08:55	2	0:38:40	143
3	THIJS JULIE	Dbg	132	D OPEN	3 *	0:04:54	88	0:25:13	189	0:09:54	3	0:40:01	164
4	FERSON ANKE	Pts Eisden	269	D OPEN	4	0:07:19	184	0:24:40	176	0:10:12	4	0:42:11	185




Categorie: D PUP

PCat	Naam	School	Nr	Categorie	#		#		#		#	Finish	PL.Alg
1	AJMERROU SIRINE	St Michiel	148	D PUP	1 *	0:06:28	163	0:17:56	11	0:08:32	1	0:32:56	30
2	AIT HACHEM OUMAIMA	St Michiel	150	D PUP	2 *	0:09:19	215	0:23:19	145	0:08:49	2	0:41:27	175

Categorie: D SCHO

PCat	Naam	School	Nr	Categorie	#		#		#		#	Finish	PL.Alg
1	AUGUSTIJNS FEMKE	Spc Leuve	217	D SCHO	1	0:04:55	90	0:23:06	137	0:07:43	1	0:35:44	84
2	JANSSEN BRENDA	Sjbg	196	D SCHO	2	0:06:28	164	0:24:24	172	0:10:08	2	0:41:00	171
3	EXELMANS NATHANAELLE	Sjb Genk	155	D SCHO	3	0:08:48	206	0:21:52	94	0:10:35	3	0:41:15	173
4	LENAERTS MELISSA	Dbg	128	D SCHO	4	0:05:10	105	0:25:53	200	0:10:20	4	0:41:23	174
5	WEZIJNSKI YOUBI	Sjb Genk	28	D SCHO	5	0:03:50	36	0:26:39	208	0:11:42	5	0:42:11	186
6	PEETERS JANA	Sjb Genk	166	D SCHO	6	0:09:05	211	0:24:02	161	0:10:35	6	0:43:42	201
7	SZYMCZAK KATJA	Db Genk	61	D SCHO	7	0:06:01	148	0:26:42	210	0:12:40	7	0:45:23	209
8	WYNANTS MAREN	Sjbg	202	D SCHO	8	0:06:42	173	0:28:28	217	0:10:17	8	0:45:27	210
9	VAN VEELLEN JANA	Sjb Genk	167	D SCHO	9	0:09:02	210	0:24:03	164	0:13:20	9	0:46:25	216
	KNIPPENBERGS KATLEEN	Recreant	55	D SCHO		0:18:50		0:19:07		0:09:22		0:09:39	DQF

Categorie: H CAD

PCat	Naam	School	Nr	Categorie	#		#		#		#	Finish	PL.Alg
1	CUYPERS JARNO	MS3HA	141	H CAD	1 *	0:03:15	8	0:18:21	12	0:06:37	1	0:28:13	4
2	AJMERROU SAFOUANE	Db Genk	69	H CAD	2 *	0:03:16	9	0:19:54	28	0:07:28	2	0:30:38	11
3	KIELICH TIMO	MS3HA	138	H CAD	3 *	0:04:16	59	0:19:10	18	0:07:14	3	0:30:40	12
4	BRANDS LIAM	Sjb Genk	57	H CAD	4	0:03:09	7	0:20:14	38	0:07:36	4	0:30:59	13
5	OPDEKAMP TOON	Sjb Genk	88	H CAD	5	0:03:44	31	0:19:59	33	0:07:40	5	0:31:23	14
6	VANDEVENNE STEF	Sjb Genk	94	H CAD	6	0:03:50	35	0:19:11	20	0:08:26	6	0:31:27	15
7	FRANCEN JOERI	Tss Hassel	139	H CAD	7	0:04:34	69	0:20:19	42	0:06:39	7	0:31:32	16
8	STEEGEN JEFFREY	Ms Bilzen	153	H CAD	8	0:06:10	156	0:17:32	8	0:08:19	8	0:32:01	18
9	DRIESSEN PIETER-JAN	Viion Ton	142	H CAD	9	0:03:42	30	0:20:50	53	0:07:38	9	0:32:10	20
10	LEMMENS YITSE	Tss Hassel	137	H CAD	10	0:03:40	27	0:20:58	59	0:07:33	10	0:32:11	21
11	ROMBOUTS ROBRECHT	Db Genk	84	H CAD	11	0:04:31	66	0:19:31	23	0:08:15	11	0:32:17	22
12	BUNTINX KOEN	Sjb Genk	59	H CAD	12	0:04:54	86	0:19:40	26	0:07:44	12	0:32:18	23
13	JANSSEN SEPE	Sjb Genk	75	H CAD	13	0:03:02	3	0:20:03	36	0:09:14	13	0:32:19	24
14	EZAITOUNI SEMMI	Sjbg	66	H CAD	14	0:03:47	33	0:20:54	57	0:07:41	14	0:32:22	25
15	MICHIELS DRIES	Sjb Genk	33	H CAD	15	0:04:47	80	0:19:55	30	0:07:41	15	0:32:23	26




16	UTEN BRENT	Sjb Genk	37	H CAD	16	0:04:43	76	0:19:57	31	0:07:44	16	0:32:24	27
17	VANDEBOSCH GLEN	Db Genk	63	H CAD	17	0:03:34	22	0:20:58	60	0:08:19	17	0:32:51	29
18	MENNES SENNE	Spc Leuve	297	H CAD	18	0:04:21	62	0:20:54	58	0:07:50	18	0:33:05	34
19	VERMEULEN LUCA	Sjb Genk	26	H CAD	19	0:04:09	52	0:20:36	50	0:08:21	19	0:33:06	35
20	SABAK PAULO	Sjb Genk	36	H CAD	20	0:06:02	149	0:20:14	39	0:07:01	20	0:33:17	40
21	ANTHONISSEN STEF	Sjb Genk	50	H CAD	21	0:03:51	39	0:21:13	70	0:08:13	21	0:33:17	42
22	OPDENAKKER IAN	Sjb Genk	35	H CAD	22	0:05:14	111	0:21:03	63	0:07:04	22	0:33:21	43
23	VAN BREDA VICTOR	Db Genk	21	H CAD	23	0:03:39	26	0:21:47	90	0:08:04	23	0:33:30	46
24	NELIS BRECHT	Db Genk	15	H CAD	24	0:03:31	18	0:21:13	71	0:08:48	24	0:33:32	47
25	SIMONE VALENTINO	Db Genk	16	H CAD	25	0:03:50	37	0:21:31	79	0:08:12	25	0:33:33	48
26	ELENS JORDY	Sjb Genk	31	H CAD	26	0:03:21	12	0:21:34	81	0:08:40	26	0:33:35	49
27	NELIS NICO	Sjb Genk	85	H CAD	27	0:04:02	44	0:20:53	56	0:08:57	27	0:33:52	52
28	ULGEN MIRAC	Sjb Genk	11	H CAD	28	0:04:49	82	0:21:35	82	0:07:32	28	0:33:56	56
29	CIEZKOWSKI BRAM	Sjb Genk	4	H CAD	29	0:04:36	71	0:21:42	88	0:07:52	29	0:34:10	58
30	LAMBRECHTS GIJS	Sjb Genk	44	H CAD	30	0:05:18	116	0:21:18	77	0:07:35	30	0:34:11	59
31	RUSSO CLAUDIO	Sjb Genk	87	H CAD	31	0:03:51	38	0:20:09	37	0:10:16	31	0:34:16	61
32	KENNES LANDER	Spcl	206	H CAD	32	0:04:43	75	0:21:10	67	0:08:24	32	0:34:17	62
33	BRIERS SEPPE	Db Genk	53	H CAD	33	0:05:20	117	0:19:47	27	0:09:26	33	0:34:33	64
34	VANHERLE WARRE	Db Genk	89	H CAD	34	0:03:45	32	0:19:33	24	0:11:18	34	0:34:36	65
35	VOS BARTJAN	Sjb Genk	3	H CAD	35	0:05:04	98	0:20:51	54	0:08:42	35	0:34:37	67
36	WILLEMS AREND	Ka St-truid	191	H CAD	36	0:05:25	124	0:21:35	84	0:07:41	36	0:34:41	69
37	VAN DER RIJT TIEME	Sjb Genk	1	H CAD	37	0:05:25	123	0:20:52	55	0:08:27	37	0:34:44	70
38	MATHYS JEROEN	Ka St-truid	193	H CAD	38	0:06:31	167	0:20:17	41	0:08:09	38	0:34:57	71
39	RUBENS JOREN	Ia Peer	256	H CAD	39	0:04:57	92	0:21:16	75	0:08:58	39	0:35:11	73
40	STOUTEN GLENN	Sjb Genk	92	H CAD	40	0:05:06	102	0:21:01	61	0:09:06	40	0:35:13	74
41	IBRAHIMI AMIN	Sjb Genk	74	H CAD	41	0:05:14	109	0:22:03	97	0:08:00	41	0:35:17	76
42	PIRAS LEANDRO	Pts Eisden	277	H CAD	42	0:07:29	189	0:21:16	73	0:06:37	42	0:35:22	77
43	MOUHAMD MOHAMMED	Imk Lankl	159	H CAD	43	0:07:22	185	0:20:28	47	0:07:51	43	0:35:41	82
44	SWERTEN ILIAN	Sjb Genk	17	H CAD	44	0:04:03	45	0:21:27	78	0:10:11	44	0:35:41	83
45	PIRLOTTE LAURENS	Ka St-truid	176	H CAD	45	0:05:31	130	0:22:56	128	0:07:25	45	0:35:52	85
46	LOGNARD THIBEAU	Sjb Genk	12	H CAD	46	0:04:03	47	0:23:42	157	0:08:10	46	0:35:55	87
47	LEMMENS NICK	Pts Eisden	280	H CAD	47	0:06:22	162	0:21:03	62	0:08:45	47	0:36:10	91
48	DIEDEREN IAN	Pts Eisden	261	H CAD	48	0:05:44	141	0:21:53	95	0:08:35	48	0:36:12	92
49	CAELEN IEBE	Db Genk	6	H CAD	49	0:03:03	4	0:23:00	131	0:10:11	49	0:36:14	93
50	KERKHOF KOBÉ	Ia Peer	259	H CAD	50	0:07:47	192	0:21:10	68	0:07:18	50	0:36:15	94
51	BOVY MATHIAS	Ka St-truid	173	H CAD	51	0:06:41	171	0:21:17	76	0:08:24	51	0:36:22	97
52	SNELLINGS SIMON	Ka St-truid	203	H CAD	52	0:05:42	139	0:23:28	149	0:07:41	52	0:36:51	103
53	HOOGSTEYNS RAF	Sjb Genk	43	H CAD	53	0:05:30	129	0:22:11	107	0:09:14	53	0:36:55	105
54	STEEGMANS SAM	Db Genk	56	H CAD	54	0:05:32	133	0:22:16	110	0:09:07	54	0:36:55	106
55	HILVEN MICHIEL	Db Genk	81	H CAD	55	0:03:40	28	0:23:11	140	0:10:05	55	0:36:56	107
56	HEYENS JARI	Sjb Genk	42	H CAD	56	0:05:21	118	0:23:03	133	0:08:42	56	0:37:06	112
57	SMEETS KEN	Pts Eisden	260	H CAD	57	0:05:43	140	0:22:53	126	0:08:41	57	0:37:17	117
58	NOUKENS KJEN	Sjb Genk	86	H CAD	58	0:04:23	64	0:22:49	122	0:10:38	58	0:37:50	125
59	FUNCKEN JOEP	Imk Lankl	157	H CAD	59	0:06:35	169	0:22:05	101	0:09:12	59	0:37:52	127
60	WIAME MATHIAS	Ka St-truid	205	H CAD	60	0:04:55	91	0:23:34	152	0:09:24	60	0:37:53	128
61	RUIS VARGA JEREMY	Ka St-truid	179	H CAD	61	0:05:30	128	0:23:06	138	0:09:32	61	0:38:08	132



62	PAUWELS DARIUS	Ka St-truid	175	H CAD	62	0:07:05	180	0:22:54	127	0:08:10	62	0:38:09	133
63	MEYKENS ROBIN	Sjb Genk	20	H CAD	63	0:04:30	65	0:21:13	69	0:12:40	63	0:38:23	137
64	HENDRIX LUCAS	Sjb Genk	41	H CAD	64	0:04:41	73	0:22:47	120	0:10:58	64	0:38:26	139
65	KENNES ROBBE	Spc Leuve	207	H CAD	65	0:05:32	132	0:23:53	160	0:09:02	65	0:38:27	140
66	VLEMINX BRENT	Sjb Genk	2	H CAD	66	0:03:52	40	0:26:38	207	0:08:05	66	0:38:35	141
67	DEVECI TAYLAN	Db Genk	71	H CAD	67	0:04:07	49	0:22:49	123	0:11:56	67	0:38:52	144
68	PROIX VITAL	Ka St-truid	177	H CAD	68	0:05:29	127	0:22:43	118	0:10:40	68	0:38:52	145
69	ROBIJNS IMEN	Ka St-truid	178	H CAD	69	0:05:14	114	0:23:30	150	0:10:23	69	0:39:07	149
70	VERDING MARNICK	Sjb Genk	25	H CAD	70	0:03:49	34	0:23:39	154	0:11:41	70	0:39:09	150
71	OLAERTS JANNES	Sjb Genk	45	H CAD	71	0:04:58	94	0:24:20	171	0:09:59	71	0:39:17	153
72	ILIR PALOJI	Ka St-truid	174	H CAD	72	0:08:09	196	0:22:59	130	0:08:42	72	0:39:50	161
73	WIAME NIELS	Ka St-truid	190	H CAD	73	0:06:16	159	0:24:41	177	0:08:53	73	0:39:50	162
74	VAN HAVERE THOMAS	Db Genk	23	H CAD	74	0:05:13	106	0:24:03	162	0:12:38	74	0:41:54	182
75	HOUBEN PIETER	Ia Peer	242	H CAD	75	0:07:30	190	0:22:04	99	0:12:34	75	0:42:08	184
76	SERGIACOMO JESSE	Sjb Genk	19	H CAD	76	0:05:54	145	0:19:38	25	0:17:17	76	0:42:49	191
77	TIELEN SIMON	Ia Peer	251	H CAD	77	0:08:58	209	0:23:05	135	0:11:09	77	0:43:12	198
78	VAN NES LAURENS	Db Genk	24	H CAD	78	0:04:32	68	0:26:18	204	0:12:32	78	0:43:22	199
79	JORDENS IGNACE	Sfc Heusd	288	H CAD	79	0:08:47	205	0:22:52	125	0:12:07	79	0:43:46	202
80	GOVAERE BENJAMIN	Ia Peer	240	H CAD	80	0:08:16	198	0:23:51	159	0:11:39	80	0:43:46	203
81	DUMOULIN MICHIEL	Sfc Heusd	289	H CAD	81	0:07:24	186	0:24:18	170	0:12:04	81	0:43:46	204
82	VANDAELE IGNACE	Db Genk	62	H CAD	82	0:03:32	19	0:29:45	220	0:11:02	82	0:44:19	206
83	OZZOBUOGLO MURSEL	Sjb Genk	27	H CAD	83	0:03:36	23	0:28:52	218	0:13:25	83	0:45:53	213
84	HILLEN BEN	Ia Peer	265	H CAD	84	0:10:46	221	0:25:03	186	0:10:23	84	0:46:12	214
	MILAD AMINI	Ka St-truid	172	H CAD		0:07:28		0:09:40		0:08:39		0:25:47	DQF
	BECKERS FERRE	Sjb Genk	51	H CAD								0:40:22	DQF




Categorie: H MIN

PCat	Naam	School	Nr	Categorie	#		#		#		#	Finish	PL.Alg
1	APPERMANS MAARTEN	Driesprher	152	H MIN	1 *	0:05:24	121	0:17:32	7	0:06:23	1	0:29:19	6
2	SPELDOORN JONAS	Spc Leuve	239	H MIN	2 *	0:03:34	21	0:21:55	96	0:07:48	2	0:33:17	41
3	DOBBELAERE SAM	Salco Haas	245	H MIN	3 *	0:03:58	43	0:22:37	114	0:07:17	3	0:33:52	53
4	DEHAES WIEBE	Salco Haas	252	H MIN	4	0:05:41	138	0:22:16	111	0:07:25	4	0:35:22	78
5	VANDERBORGH TILS	Salco Haas	246	H MIN	5	0:04:10	54	0:23:15	143	0:08:13	5	0:35:38	80
6	DEBRABANDERE PAUL	Spc Leuve	237	H MIN	6	0:03:33	20	0:22:58	129	0:09:28	6	0:35:59	89
7	VAN ASSCHE TOON	Mhh Bree	161	H MIN	7	0:08:58	208	0:17:52	10	0:09:35	7	0:36:25	98
8	BOSSUT ROMAIN	Salco Haas	253	H MIN	8	0:06:41	172	0:21:33	80	0:08:25	8	0:36:39	99
9	LOECKX MATIJS	Salco Haas	247	H MIN	9	0:06:51	178	0:22:42	116	0:07:30	9	0:37:03	109
10	RIZZO MATEO	Spc Leuve	236	H MIN	10	0:06:29	166	0:22:48	121	0:08:21	10	0:37:38	121
11	SAP BERTEN	Spc Leuve	238	H MIN	11	0:05:45	143	0:23:35	153	0:08:23	11	0:37:43	124
12	BLEUKX WANNES	Spc Leuve	223	H MIN	12	0:04:55	89	0:24:38	174	0:08:39	12	0:38:12	135
13	SMETS JONAS	Spc Leuve	296	H MIN	13	0:05:05	100	0:23:15	142	0:10:05	13	0:38:25	138
14	MARTENS STAN	Ka St-truid	165	H MIN	14	0:09:57	220	0:20:16	40	0:09:17	14	0:39:30	157
15	MARNEFFE SIMON	Gbsalk	135	H MIN	15	0:06:09	155	0:24:55	183	0:09:01	15	0:40:05	165
16	MOOREN YARNE	Ia Peer	234	H MIN	16	0:06:31	168	0:25:36	196	0:08:33	16	0:40:40	168
17	FOQUE DRIES	Ia Peer	233	H MIN	17	0:06:48	176	0:25:23	193	0:08:29	17	0:40:40	169






18	VERBEEK JENS	Sfc Heusd	290	H MIN	18	0:08:22	199	0:24:55	182	0:08:58	18	0:42:15	188
19	VAES ROMANO	Ia Peer	235	H MIN	19	0:06:47	174	0:25:27	194	0:10:46	19	0:43:00	193
20	DREESEN HUGO	Ia Peer	232	H MIN	20	0:06:49	177	0:24:54	180	0:11:18	20	0:43:01	194
21	VANDIJCK DAAN	Ia Peer	227	H MIN	21	0:07:15	182	0:25:34	195	0:10:17	21	0:43:06	196
22	GEUNS HARRY	Ia Peer	229	H MIN	22	0:06:47	175	0:26:40	209	0:09:41	22	0:43:08	197
23	VAN EYGEN BRAM	Ia Peer	228	H MIN	23	0:07:16	183	0:27:37	214	0:09:51	23	0:44:44	207
24	CADATE LUCAS	Imk Lankl	158	H MIN	24	0:09:13	213	0:25:02	185	0:11:25	24	0:45:40	211
25	VAN POPPEL BJORN	Ia Peer	226	H MIN	25	0:08:38	202	0:30:49	221	0:10:13	25	0:49:40	219




Categorie: H OPEN

PCat	Naam	School	Nr	Categorie	#		#		#		#	Finish	PL.Alg
1	COPPENS PIETER	Sjbg	91	H OPEN	1 *	0:03:01	2	0:16:57	5	0:06:56	1	0:26:54	1
2	APPERMANS MARIO	Msbi	184	H OPEN	2 *	0:03:20	11	0:17:12	6	0:06:24	2	0:26:56	2
3	PARDAENS MAARTEN	Spcl	244	H OPEN	3 *	0:04:08	50	0:18:37	14	0:06:01	3	0:28:46	5
4	VANHOVE ERIK	Ia Peer	275	H OPEN	4	0:04:18	60	0:18:45	16	0:06:53	4	0:29:56	8
5	FRAUSSEN BART	Pts Eisden	282	H OPEN	5	0:04:35	70	0:20:19	43	0:07:12	5	0:32:06	19
6	SHELLINCK GERT-JAN	Tss Hassel	140	H OPEN	6	0:03:24	15	0:21:16	74	0:08:28	6	0:33:08	37
7	DAAMEN DIETER	Pts Eisden	281	H OPEN	7	0:05:14	113	0:19:59	34	0:08:42	7	0:33:55	55
8	CLEEREN GERT	Spcl	298	H OPEN	8	0:04:14	58	0:22:30	113	0:07:57	8	0:34:41	68
9	SMEETS DIMITRI	Sjbg	180	H OPEN	9	0:04:14	57	0:22:15	109	0:08:58	9	0:35:27	79
10	RENERS POOL	Ka St-truid	212	H OPEN	10	0:03:56	41	0:24:03	163	0:09:20	10	0:37:19	118
11	STULENS MICHEL	Db Genk	131	H OPEN	11	0:05:23	120	0:23:27	148	0:08:51	11	0:37:41	122
12	ROUX JOHANNES	Db Genk	130	H OPEN	12	0:05:31	131	0:24:58	184	0:07:30	12	0:37:59	129
13	CLAES STEFAN	Sfc Heusd	287	H OPEN	13	0:07:13	181	0:23:27	147	0:08:19	13	0:38:59	148
	SCHEELEN DAVY	Ia Peer	274	H OPEN		0:05:08		0:19:19		0:06:44		0:31:11	DQF

Categorie: H PUP

PCat	Naam	School	Nr	Categorie	#		#		#		#	Finish	PL.Alg
1	VANSWIJGENHOVEN YENTE	Sl Tongere	230	H PUP	1 *	0:05:26	126	0:16:13	4	0:08:12	1	0:29:51	7
2	GENC IBRAHIM	St Michiel	151	H PUP	2 *	0:08:40	203	0:15:57	2	0:08:21	2	0:32:58	31
3	CIFTCI EYYUB	St Michiel	146	H PUP	3 *	0:08:42	204	0:15:59	3	0:08:26	3	0:33:07	36
4	VANNUT BRENT	Sl Tongere	231	H PUP	4	0:05:38	137	0:20:01	35	0:09:59	4	0:35:38	81
5	MELE ANDREAS	St Michiel	145	H PUP	5	0:08:35	201	0:17:45	9	0:10:02	5	0:36:22	96
6	TOTA ANGELO	St Michiel	144	H PUP	6	0:07:55	195	0:19:23	21	0:10:41	6	0:37:59	130
7	VERVLOEDT LUCAS	St Michiel	147	H PUP	7	0:09:17	214	0:19:00	17	0:09:54	7	0:38:11	134
8	DURMAZ BUNJAMIN	St Michiel	149	H PUP	8	0:09:12	212	0:18:37	13	0:14:04	8	0:41:53	181

Categorie: H SCHO

PCat	Naam	School	Nr	Categorie	#		#		#		#	Finish	PL.Alg
1	SIMONS WOUTER	Sjbg	171	H SCHO	1	0:03:23	14	0:18:40	15	0:06:04	1	0:28:07	3
2	DAENEN BRAM	Db Genk	70	H SCHO	2	0:03:25	16	0:19:11	19	0:07:54	2	0:30:30	9
3	DEBROCK BRUNO	Sji Bokrijk	292	H SCHO	3	0:04:18	61	0:19:54	29	0:06:23	3	0:30:35	10
4	VAN ASSCHE BAS	Sji Bokrijk	294	H SCHO	4	0:04:58	93	0:07:59	1	0:34:49	4	0:31:48	17
5	VANROMPAY MATS	Db Genk	90	H SCHO	5	0:03:17	10	0:19:59	32	0:09:09	5	0:32:25	28



6	TUBBAX RUBEN	Spcl	218	H SCHO	6	0:03:38	25	0:20:48	52	0:08:33	6	0:32:59	32
7	VALVEKENS JANNES	Tss Hassel	136	H SCHO	7	0:04:14	56	0:20:21	46	0:08:35	7	0:33:10	38
8	NILIS NEEL	Sfch	291	H SCHO	8	0:06:08	153	0:19:26	22	0:07:39	8	0:33:13	39
9	CONINGS KRISTOF	Db Genk	127	H SCHO	9	0:04:38	72	0:22:13	108	0:06:32	9	0:33:23	44
10	MARCHAL KEN	Sjbg	169	H SCHO	10	0:05:58	147	0:20:20	44	0:07:11	10	0:33:29	45
11	DI TROIA NICK	Sji Bokrijk	295	H SCHO	11	0:05:35	135	0:20:30	48	0:07:40	11	0:33:45	50
12	WILLEMS NIELS	Dbg	64	H SCHO	12	0:03:28	17	0:21:08	66	0:09:09	12	0:33:45	51
13	BISSCHOPS BRIAN	Db Genk	124	H SCHO	13	0:04:31	67	0:22:10	105	0:07:14	13	0:33:55	54
14	BOUCHAMA SAMI	Dbg	125	H SCHO	14	0:04:46	78	0:22:04	98	0:07:06	14	0:33:56	57
15	STOCKMANS STEF	Sfc Heusd	286	H SCHO	15	0:04:47	81	0:22:08	103	0:07:19	15	0:34:14	60
16	FLIERVOET LOUIS	Sjbg	187	H SCHO	16	0:05:22	119	0:21:39	85	0:07:18	16	0:34:19	63
17	JONKMANS GIEL	Sji Bokrijk	293	H SCHO	17	0:06:13	157	0:21:06	65	0:07:40	17	0:34:59	72
18	VAN BELLEGHEM JASPER	Sjb Genk	95	H SCHO	18	0:05:05	101	0:20:20	45	0:09:52	18	0:35:17	75
19	VANDERHEYDEN JOACHIM	Sjbg	182	H SCHO	19	0:05:10	104	0:23:05	136	0:07:45	19	0:36:00	90
20	HENDRIKX JELCO	Sjbg	168	H SCHO	20	0:06:02	151	0:22:38	115	0:07:39	20	0:36:19	95
21	POLLENUS ARNE	Sjbg	170	H SCHO	21	0:05:25	122	0:21:04	64	0:10:11	21	0:36:40	100
22	VANDEVENNE JAN	Dbg	133	H SCHO	22	0:04:22	63	0:23:41	156	0:08:44	22	0:36:47	101
23	WYNANT TIBO	Ia Peer	211	H SCHO	23	0:08:23	200	0:21:49	92	0:06:39	23	0:36:51	102
24	BIERKENS LENNERT	Ia Peer	222	H SCHO	24	0:06:02	150	0:22:05	100	0:08:57	24	0:37:04	111
25	HABRAKEN WARD	Ia Peer	220	H SCHO	25	0:04:47	79	0:23:02	132	0:09:17	25	0:37:06	113
26	VAESEN BRAM	Sjbg	181	H SCHO	26	0:05:13	107	0:23:17	144	0:08:40	26	0:37:10	115
27	PEGGEMAN BOYD	Ia Peer	219	H SCHO	27	0:06:03	152	0:23:49	158	0:07:24	27	0:37:16	116
28	BIJNENS STEPHEN	Sjb Genk	183	H SCHO	28	0:05:05	99	0:24:17	169	0:08:10	28	0:37:32	119
29	REYMEN LEROY	Dbg	129	H SCHO	29	0:04:41	74	0:24:11	167	0:08:51	29	0:37:43	123
30	LIGOTTI GIANLUCCA	Db Genk	14	H SCHO	30	0:03:41	29	0:22:06	102	0:10:49	30	0:37:50	126
31	JANSSENS MARIN	Sjb Genk	76	H SCHO	31	0:04:10	55	0:21:35	83	0:12:18	31	0:38:03	131
32	KRIEKEMANS JAN	Sjbg	198	H SCHO	32	0:06:29	165	0:21:40	86	0:10:31	32	0:38:40	142
33	GELDERS PETER	Sjb Genk	67	H SCHO	33	0:04:09	53	0:22:44	119	0:12:00	33	0:38:53	146
34	BOUHARRAS KHALLID	Db Genk	126	H SCHO	34	0:05:13	108	0:24:39	175	0:09:24	34	0:39:16	152
35	BORTOLAZZI MATTEO	Sjb Genk	185	H SCHO	35	0:06:38	170	0:21:52	93	0:10:52	35	0:39:22	155
36	VANDECAETSBEK ARNO	Sjbg	201	H SCHO	36	0:05:15	115	0:25:20	192	0:08:50	36	0:39:25	156
37	GEETS MICHIEL	Ka St-truid	192	H SCHO	37	0:07:50	194	0:23:04	134	0:08:37	37	0:39:31	158
38	BUTTGEREIT ILLYA	Sjbg	154	H SCHO	38	0:08:15	197	0:22:24	112	0:09:07	38	0:39:46	160
39	KABALA ERIC	Dbg	122	H SCHO	39	0:06:22	161	0:26:23	206	0:08:49	39	0:41:34	179
40	KAYGUSUZ CEM	Db Genk	82	H SCHO	40	0:04:54	85	0:26:04	202	0:11:02	40	0:42:00	183
41	JANSSEN MIKE	Pts Eisden	276	H SCHO	41	0:07:28	187	0:24:55	181	0:09:48	41	0:42:11	187
42	ROMAN NATHAN	Db Genk	83	H SCHO	42	0:05:01	95	0:25:06	187	0:12:08	42	0:42:15	189
43	PALOJI VALMIR	Ka St-truid	194	H SCHO	43	0:07:49	193	0:25:19	191	0:09:41	43	0:42:49	192
44	VAN HEUZEN SIL	Ia Peer	221	H SCHO	44	0:06:16	160	0:26:10	203	0:10:40	44	0:43:06	195
	BROUX RUBEN	Sjb Genk	186	H SCHO		0:06:36							DQF
	DEMIRTAS ALI	Db Genk	7	H SCHO		0:06:58		0:23:33		0:08:20		0:38:51	DQF

